

The taskbar does not hide when fullscreen Windows 10/11 [Fixed]

Are you worried about the taskbar not hiding when Windows 10/11 is fullscreen? It's okay, TipsMake will guide you how to fix it

Are you worried about the taskbar not hiding when Windows 10/11 is fullscreen? No problem, TipsMake will show you how to turn this situation around.

While working on the computer, sometimes you need to view in full screen mode. For example, when playing games, watching movies. for example. Normally, in this mode, the taskbar will be hidden. But some users have reported that **the taskbar does not hide when Windows 10/11 is fullscreen** . TipsMake has provided important information on this issue in the next section.





Details on how to fix the taskbar not hiding when fullscreen on Windows 10/11

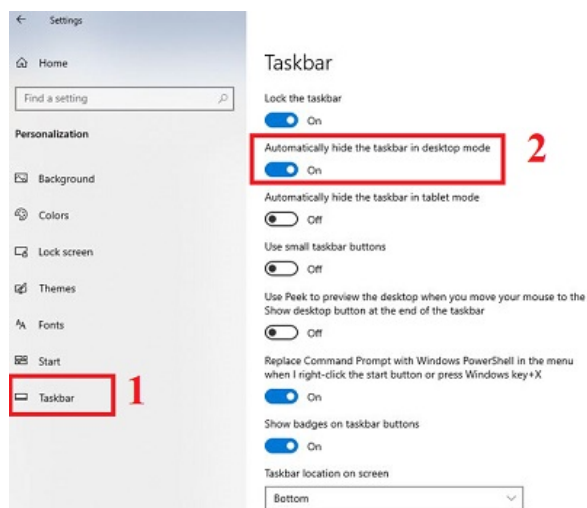
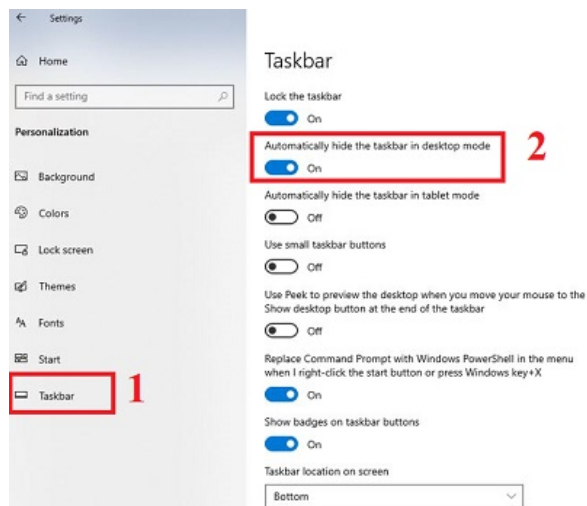
It's inconvenient if the taskbar keeps appearing in full screen mode. There are countless reasons why this is the case. The following are the causes and specific solutions for the problem of not being able to hide the taskbar in full screen mode.

(Note: Admin instructions to fix the error of the taskbar not hiding when fullscreen in Windows 10. For the problem of the taskbar not hiding when fullscreen in Windows 11, you can do the same. However, the steps may be a little different. special)

1/ Turn on the feature to automatically hide the taskbar

There is a high possibility that you have not turned on auto-hide mode, so the taskbar cannot be hidden. Below is how to hide the Taskbar when playing games or when using other applications in full screen mode.

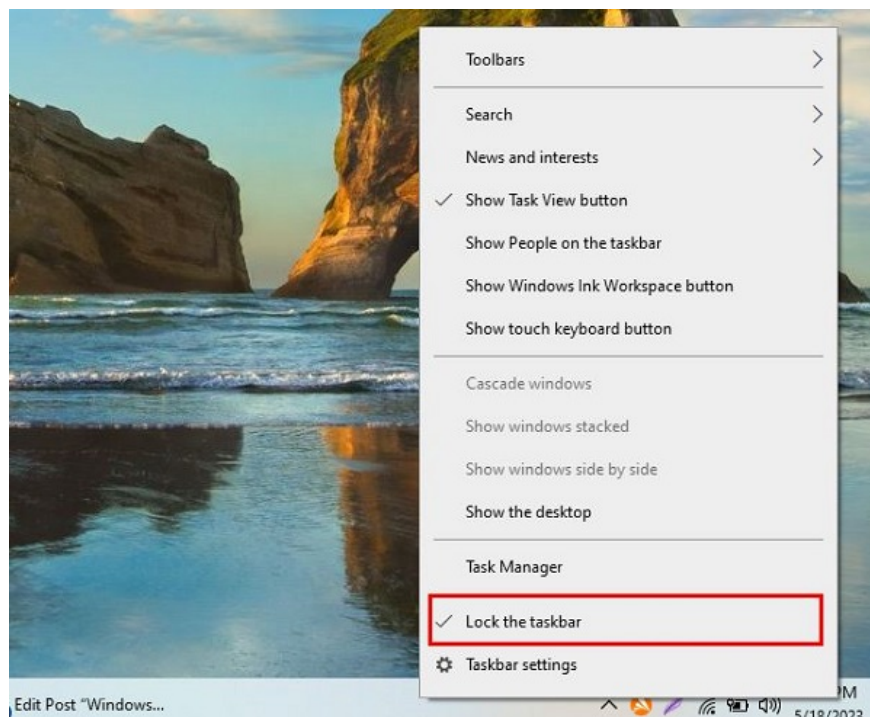
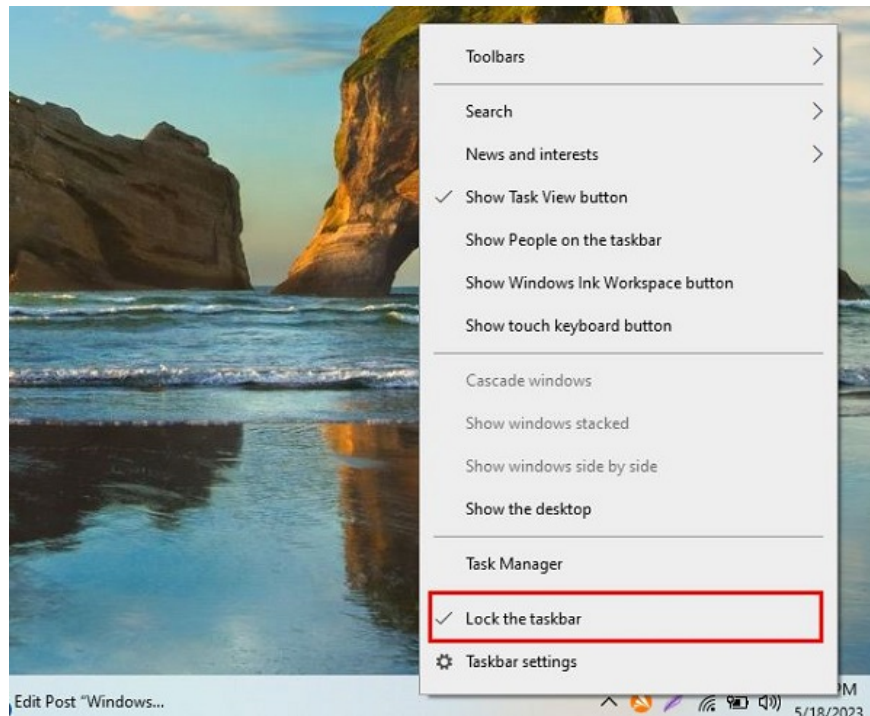
1. **Step 1** : Press the **Windows + I** key combination to access the settings > Then, click on **Personalization** > Click on the Taskbar option in the list on the left.
2. **Step 2** : Then, switch OFF to **ON** in the line ' **Automatically hide the taskbar in desktop mode** '.
3. **Step 3** : Once completed, launch the game or application in full screen mode and check to see if the taskbar is hidden or not.



2/ Disable the taskbar lock option

After performing the method to hide the Windows 11/Win 10 Taskbar as above, I still cannot hide the taskbar. There is a high possibility that the user has disabled the taskbar so it is not hidden. To remove this lock, do the following:

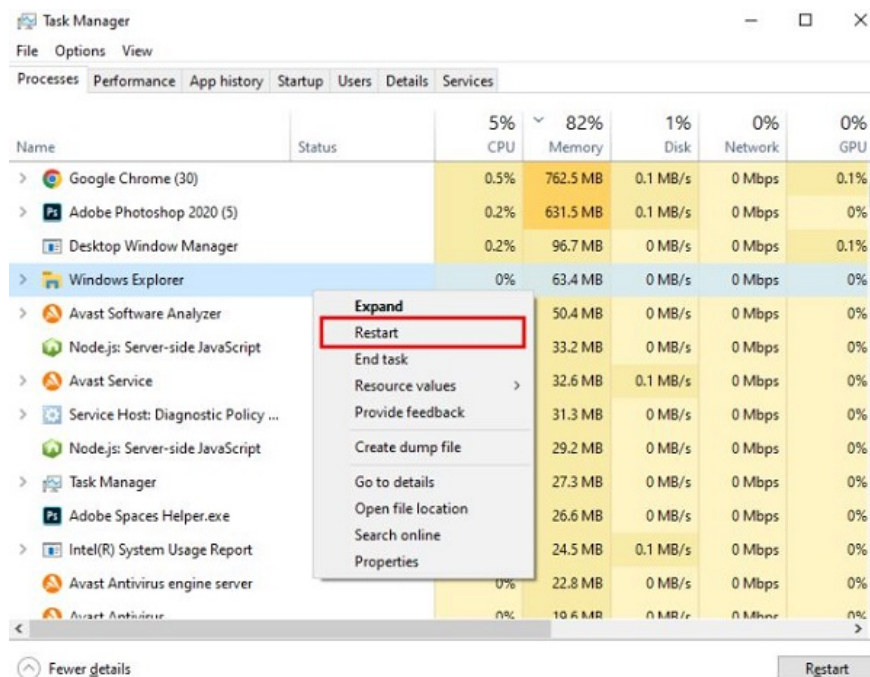
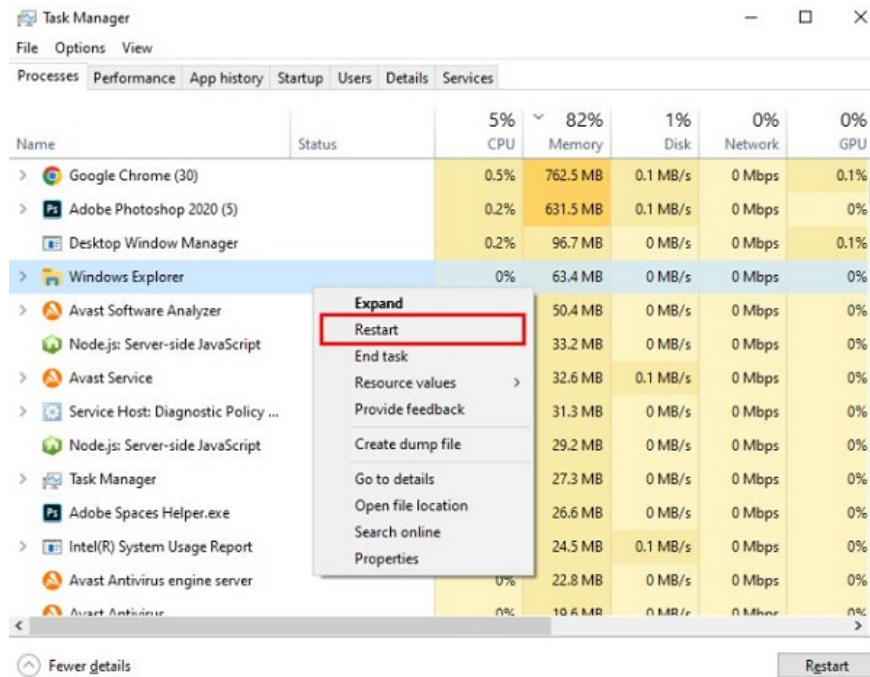
1. **Step 1** : Right-click any space on the taskbar.
2. **Step 2** : When the options are displayed, if you see the **Lock the taskbar** line with a check mark in front, it is locked. You just need to click on this line again to unlock it and you're done.



3/ Reset Windows Explorer to fix the problem

Resetting Windows Explorer is also a way for you to solve this problem. What you need to do is press the key combination **Ctrl + Shift + Esc** and the Task Manager window will display.

Then, you find the **Windows Explorer** line > Right-click on this line and select **Restart** > Wait for the system to reset and check to see if the error is fixed or not.



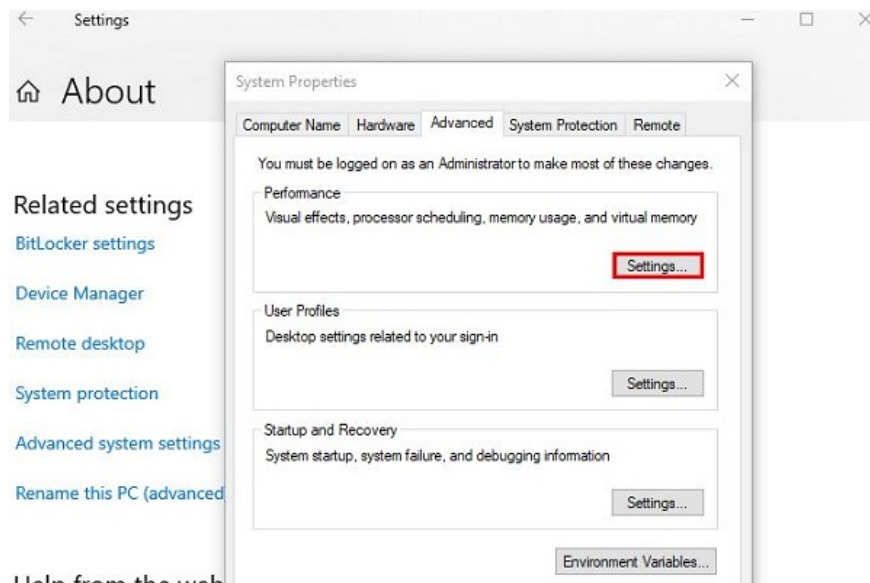
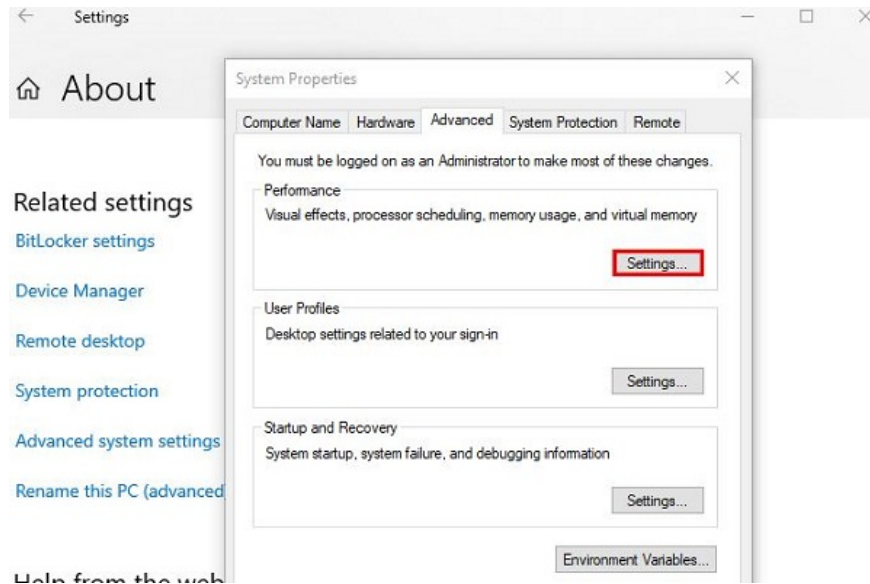
4/ Check and update Windows

1. **Step 1** : Press the key combination **Win+I** > Click **Updates and Security** .
2. **Step 2** : Continue clicking **Windows Updates** > Click **Check for Update** . Wait for the system to check and update to the latest version if available!

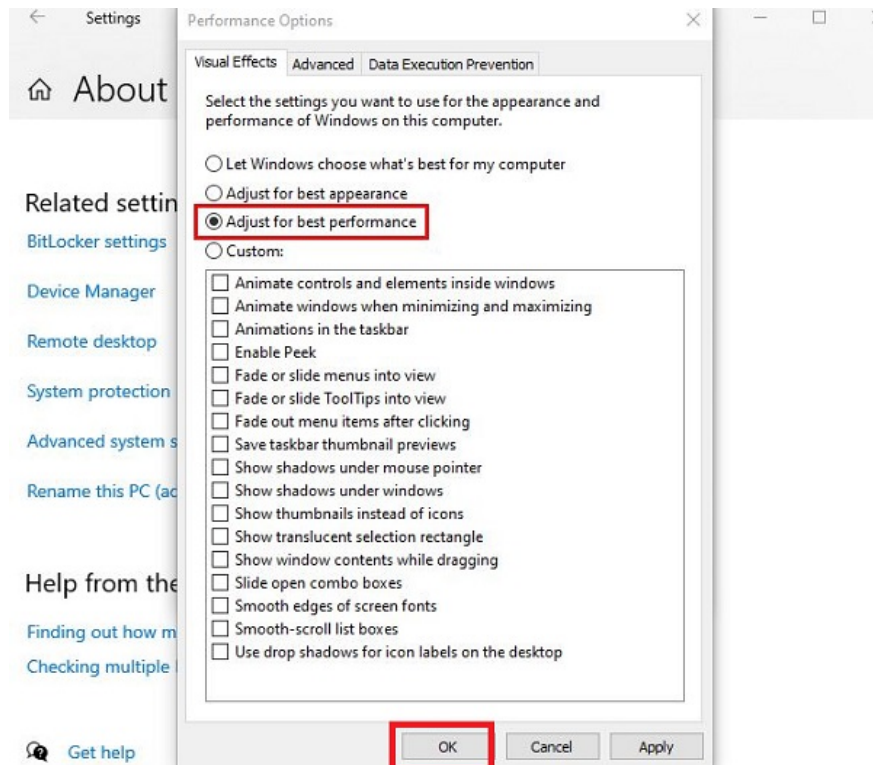
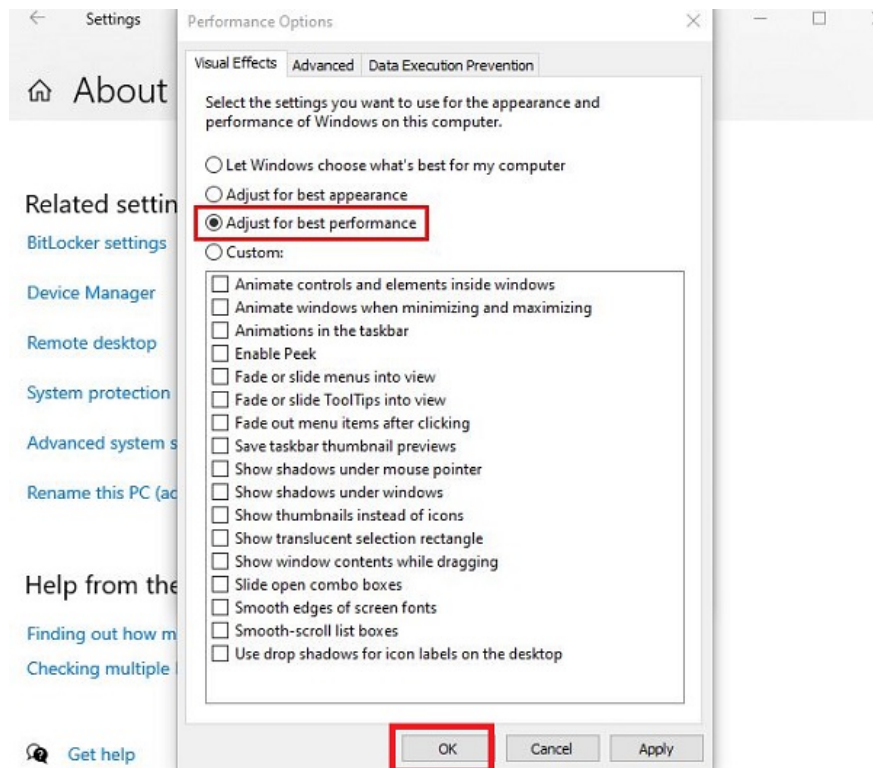
5/ Disable Windows visual effects

Visual effects can be the 'culprit' causing many different problems on the taskbar. Therefore, you should try turning off this effect to fix the problem.

1. **Step 1** : Open **Settings (Win+I)** > Click on **System** .
2. **Step 2** : Click on **About** in the list of options on the left > Find **Related Settings** in the right pane > Click on **Advanced system settings** .
3. **Step 3** : When the new window displays, click the **Advanced** tab > Then, click the **Settings** button (as shown in the photo).



1. **Step 4** : Next, click on the **Visual Effects** tab > Click on the line '**.for best performance**' (as shown in the image) > Click **Apply** > Click **OK** to save.



TipsMake has shared 5 ways to fix the error of the taskbar not hiding when fullscreen on Windows 10/11. Wishing you guys success in overcoming it!

You finished reading the article "**The taskbar does not hide when fullscreen Windows 10/11 [Fixed]**" edited by the [TipsMake](#) team. We hope this article has provided you with many useful tech tips and tricks. You can search for similar articles on tips and guides. Thank you for reading and for following us regularly.

